

How to Install IPTV on Formuler Box/Device (MyTV Online)


FormulerZ boxes are one of the best devices for watching IPTV. The most important advantage of FormulerZ boxes is supporting both MAC base **Portal System** and **M3U** base Playlist.

FormulerZ8 is the last version of Formuler boxes with **MYTV Online 2** application which support **4K** Ultra HD streaming, In this tutorial, we are going to show you how to bring IPTV channels to your MYTV Online 2 on FormulerZ8.

This setup guide can be used for all models of Formuler devices/boxes:

STEP 1:

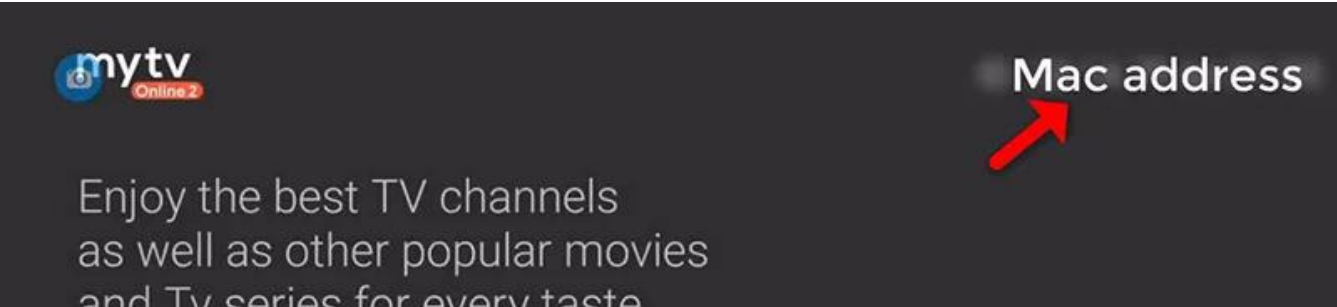
Open the exclusive application for watching IPTV in Formuler boxes “**MYTV Online 2**”. If you don’t have this application on your device you can download it from the **Google Play** store.



STEP 2:

You can see the box’s **MAC** in the top right of this page. **Please note**, this MAC address must be given to your IPTV provider.

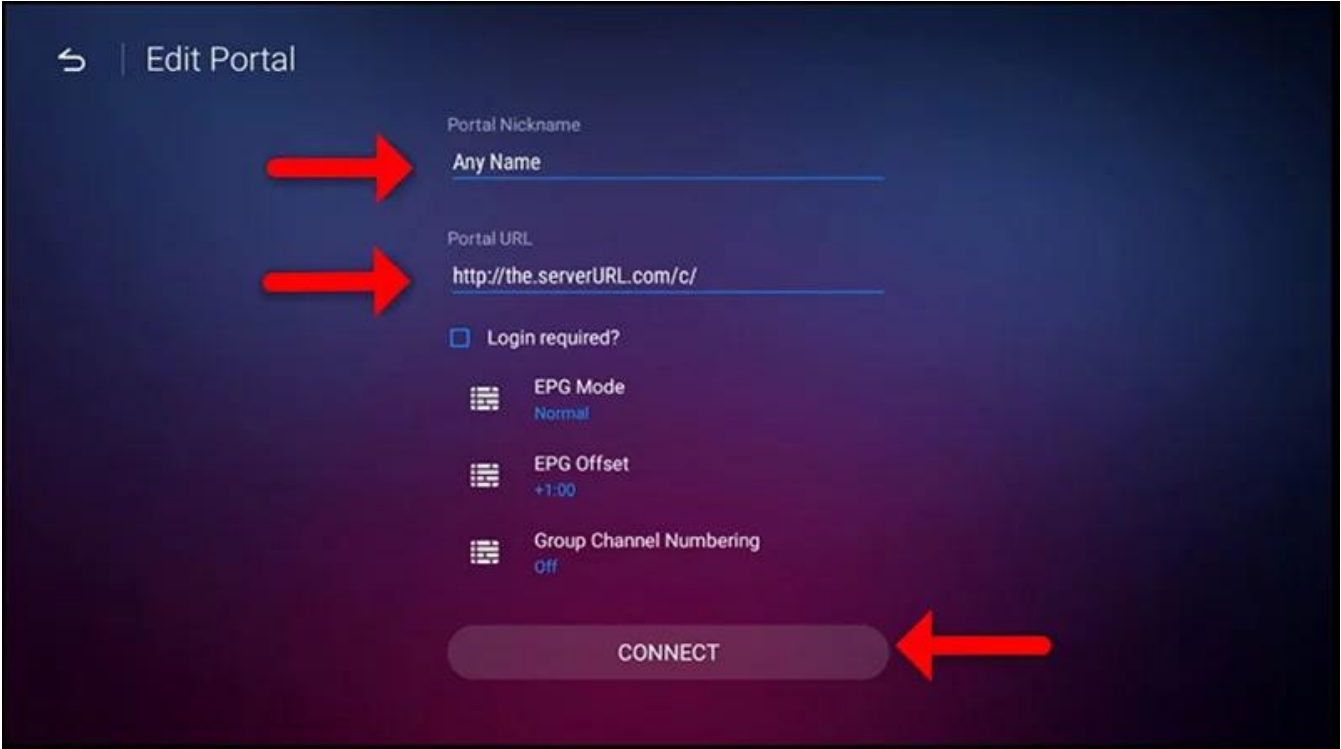
Here you can see the two options, select “**Add Portal**” to set the device as a **MAC based** device like MAG boxes.





STEP 3:

Enter **Portal Nickname** (Example: MYIPTV).
Enter IPTV **Portal URL** you get from your **IPTV provider** and click on **“CONNECT”**. You can ask for a portal URL from your IPTV service provider.



STEP 4:

Successful Connection! You receive all channels associated with your subscription
Please note, this might take a little time.